

Student Satisfaction Survey
Key Indicator - 2.7.1
Criterion II: Teaching, Learning and Evaluation

Guidelines for Students

Student Satisfaction Survey regarding Teaching – Learning and Evaluation will help to upgrade the quality in higher education. A student will have to respond to all the questions given in the following format with her/his sincere effort and thought. Her/his identity will not be revealed.

Instructions to fill the questionnaire

- All questions should be compulsorily attempted.
- Each question has five responses, choose the most appropriate one.
- The response to the qualitative question no.21 is student's opportunity to give suggestions or improvements; she/he can also mention weaknesses of the institute here. (Kindly restrict your response to teaching learning process only)

Student Satisfaction Survey on Teaching Learning Process

Following are questions for student satisfaction survey regarding teaching learning process.

1. How much of the syllabus was covered in the class?

4– 85 to 100%

3– 70 to 84%

2– 55 to 69%

1–30 to 54%

0–Below30%

2. How well did the teachers prepare for the classes?

4–Thoroughly

3–Satisfactorily

2– Poorly

1–Indifferently

0– Won'tteach atall

3. How well were the teachers able to communicate?

4–Always effective

3 – Sometimes effective

2–Justsatisfactorily

1–Generallyineffective

0–Verypoor communication

4. The teacher's approach to teaching can best be described as

4–Excellent

3 – Very good

2 –Good

1–Fair

0–Poor

5. Fairness of the internal evaluation process by the teachers.

4– Always fair

3 – Usually fair

2 – Sometimes unfair

1 – Usually unfair

0– Unfair

6. Was your performance in assignments discussed with you?

4 – Every time

3 – Usually

2–Occasionally/Sometimes

1 –Rarely

0–Never

7. The institute takes active interest in promoting internship, student exchange, and field visit opportunities for students.

- 4–Regularly**
- 3–Often**
- 2– Sometimes**
- 1 –Rarely**
- 0–Never**

8. The teaching and mentoring process in your institution facilitates you in cognitive, social and emotional growth.

- 4 – Significantly**
- 3 – Very well**
- 2 – Moderately**
- 1 – Marginally**
- 0–Not at all**

9. The institution provides multiple opportunities to learn and grow.

- 4 – Strongly agree
- 3–Agree**
- 2–Neutral**
- 1–Disagree**
- 0–Stronglydisagree**

10. Teachers inform you about your expected competencies, course out comes and programme outcomes.

- 4 – Every time**
- 3 – Usually**
- 2–Occasionally/Sometimes**
- 1 –Rarely**
- 0–Never**

11. Your mentor does a necessary follow-up with an assigned task to you.

- 4– Every time
- 3 – Usually**
- 2–Occasionally/Sometimes**
- 1 –Rarely**
- 0 –I don't have a mentor**

12. The teachers illustrate the concepts through examples and applications.

- 4 – Every time
- 3 – Usually**
- 2–Occasionally/Sometimes**
- 1–Rarely**
- 0–Never**

13. The teachers identify your strengths and encourage you with providing right level of challenges.

- 4 – Fully**
- 3 – Reasonably**
- 2 – Partially**
- 1 – Slightly**
- 0 – Unable to**

14. Teachers are able to identify your weaknesses and help you to overcome them.

- 4 – Every time
- 3 – Usually**
- 2 – Occasionally/Sometimes**
- 1 – Rarely**
- 0 – Never**

15. The institution makes effort to engage students in the monitoring, review and continuous quality improvement of the teaching learning process.

- 4 – Strongly agree
- 3 – Agree**
- 2 – Neutral**
- 1 – Disagree**
- 0 – Strongly disagree

16. The institute / teachers use student centric methods, such as experiential learning, participative learning and problem solving methodologies for enhancing learning experiences.

- 4 – To a great extent**
- 3 – Moderate**
- 2 – Some what**
- 1 – Very little**
- 0 – Not at all**

17. Teachers encourage you to participate in extracurricular activities.

- 4 – Strongly agree
- 3 – Agree**
- 2 – Neutral**
- 1 – Disagree**
- 0 – Strongly disagree**

18. Efforts are made by the institute/ teachers to inculcate soft skills, life skills and employability skills to make you ready for the world of work.

- 4 – To a great extent**
- 3 – Moderate**
- 2 – Some what**
- 1 – Very little**
- 0 – Not at all**

19. What percentage of teachers use ICT tools such as LCD projector, Multimedia, etc. while teaching.

4 – Above 90%

3 – 70 – 89%

2 – 50 – 69%

1 – 30 – 49%

0 – Below 29%

20. The overall quality of teaching-learning process in your institute is very good.

4 – Strongly agree

3 – Agree

2 – Neutral

1 – Disagree

0 – Strongly disagree

21. Give three observation / suggestions to improve the overall teaching – learning experience in your institution.

a)

b)

c)

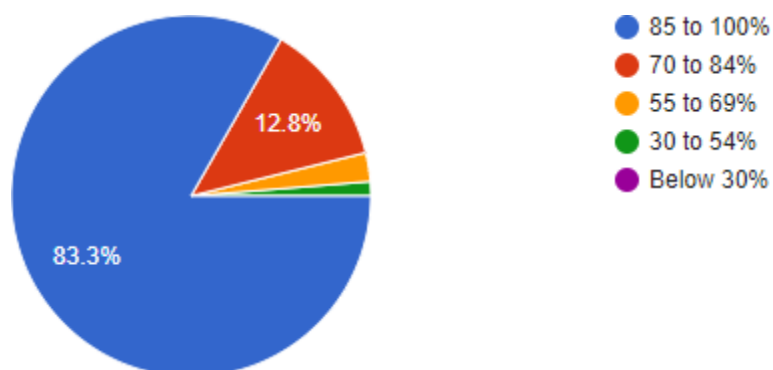
Report on results and details of Students Satisfaction Survey (SSS):

Student Satisfaction Survey (SSS) results from evaluation of students' experience with the facilities and support they received in the college. It is a valid and reliable tool to understand the key areas for future development. It is a direct and useful indicator of the effectiveness of teaching-learning in the institution.

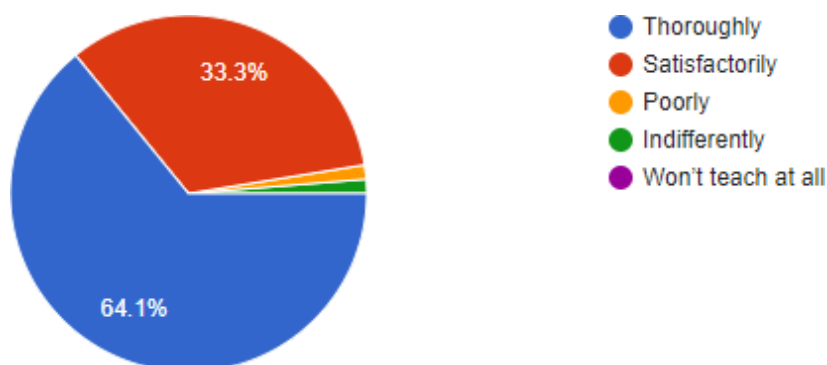
This survey includes majorly the questionnaire recommended by NAAC. The survey results are provided as follows.

Criterion II – Teaching–Learning and Evaluation Student Satisfaction Survey on Teaching Learning Process

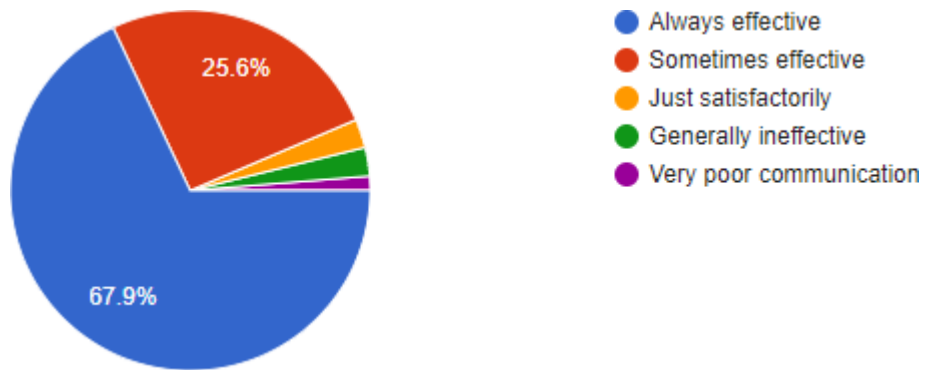
1. How much of the syllabus was covered in the class?



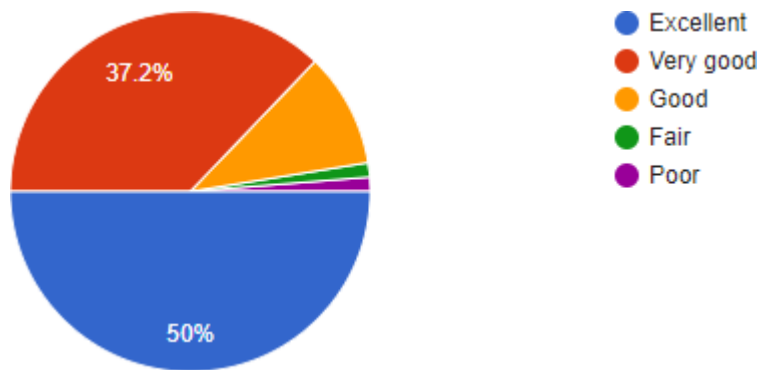
2. How well did the teachers prepare for the classes?



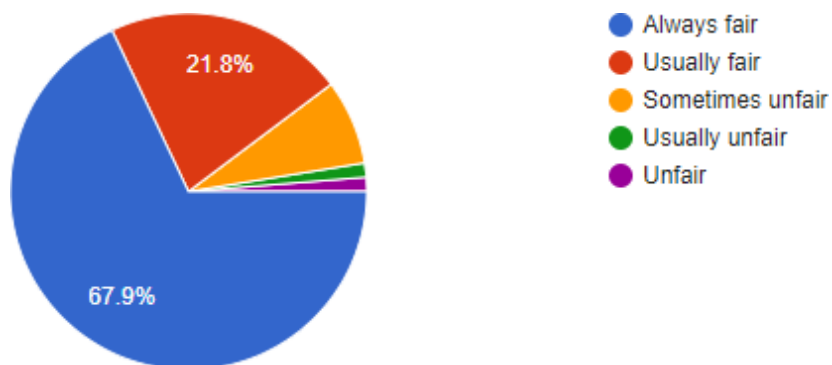
3. How well were the teachers able to communicate?



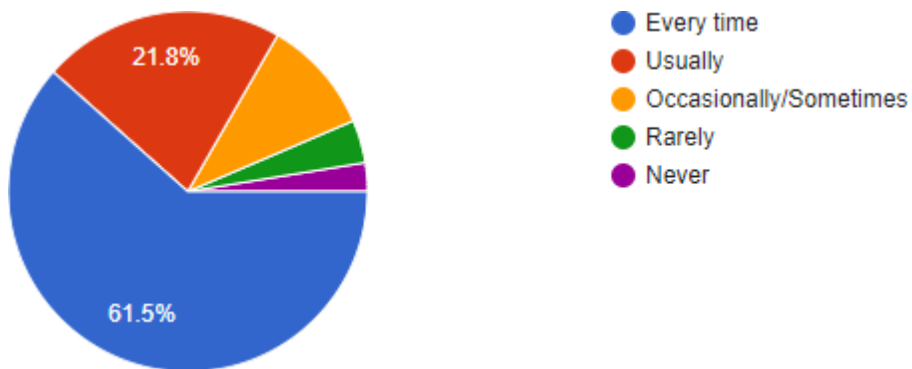
4. The teacher's approach to teaching can best be described as



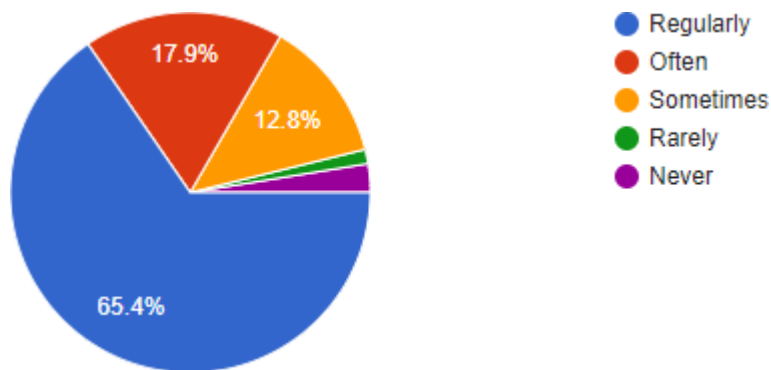
5. Fairness of the internal evaluation process by the teachers.



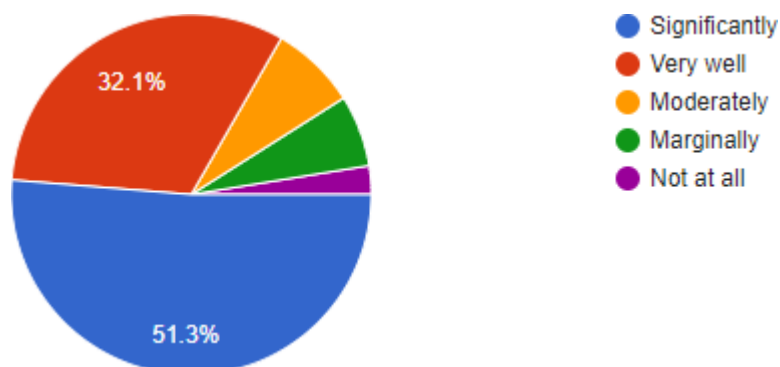
6. Was your performance in assignments discussed with you?



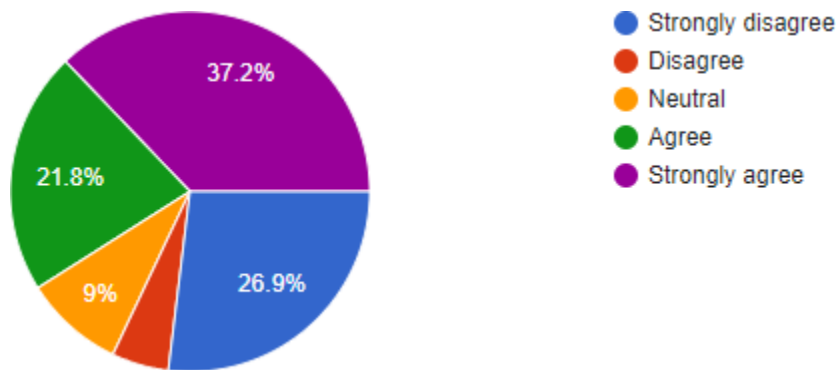
7. The institute takes active interest in promoting internship, student exchange, and field visit opportunities for students.



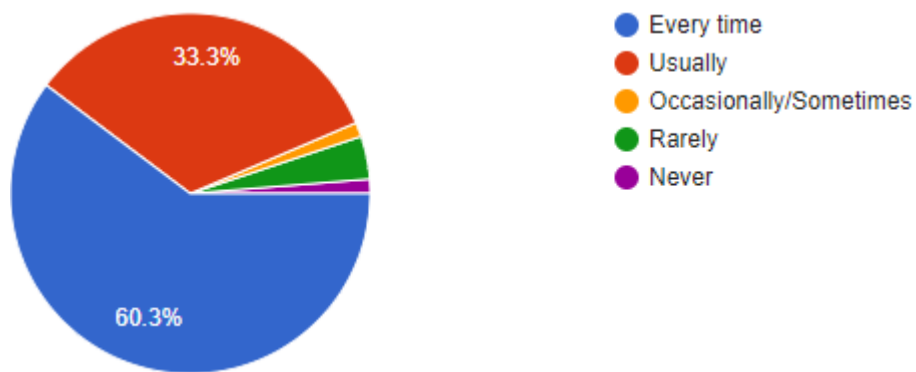
8. The teaching and mentoring process in your institution facilitates you in cognitive, social and emotional growth.



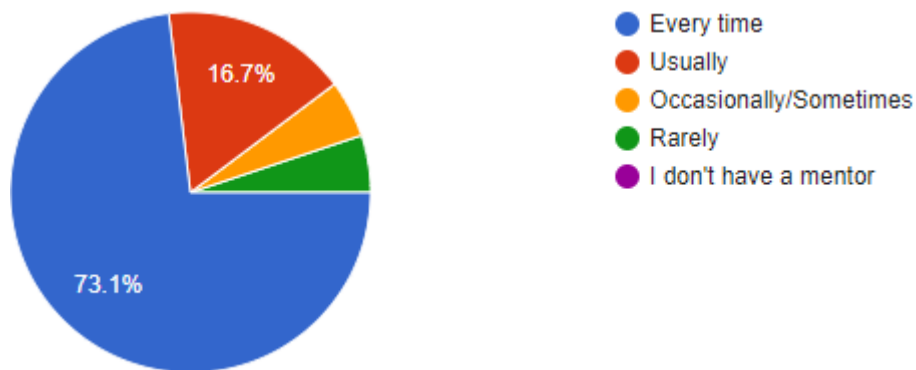
9. The institution provides multiple opportunities to learn and grow.



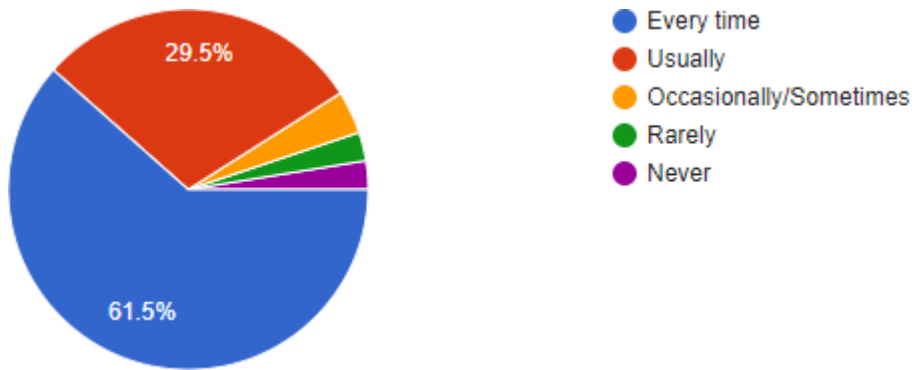
10. Teachers inform you about your expected competencies, course out comes and programme out comes.



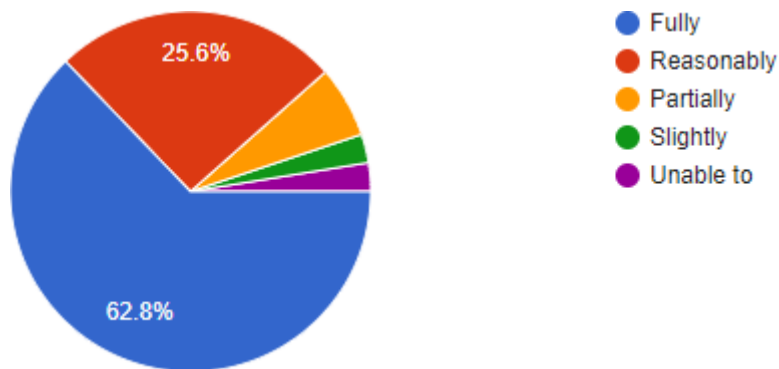
11. Your mentor does a necessary follow – up with an assigned task to you



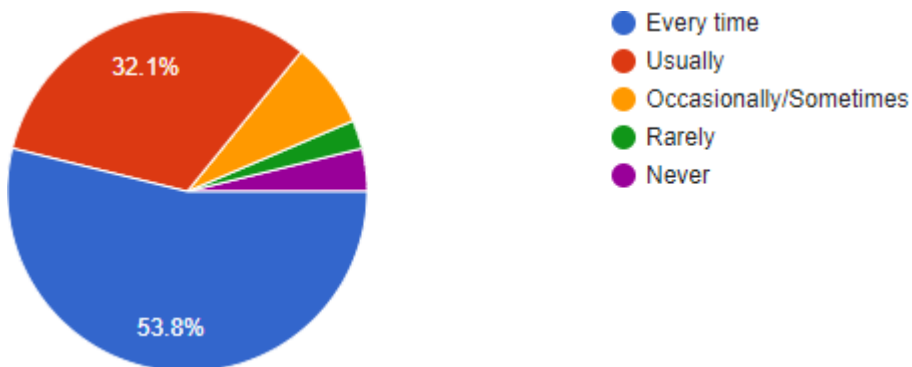
12. The teachers illustrate the concepts through examples and applications.



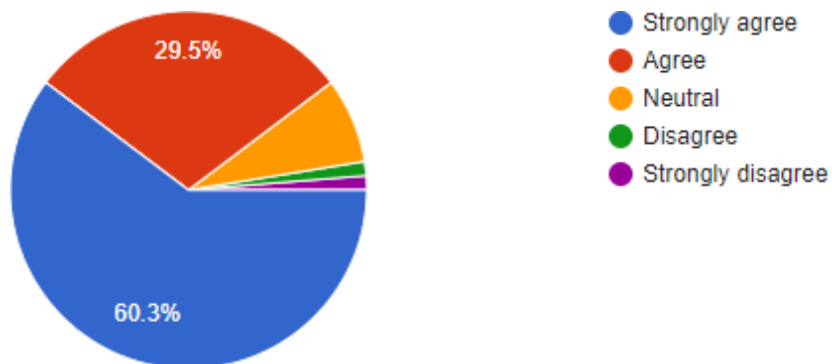
13. The teachers identify your strengths and encourage you with providing right level of challenges.



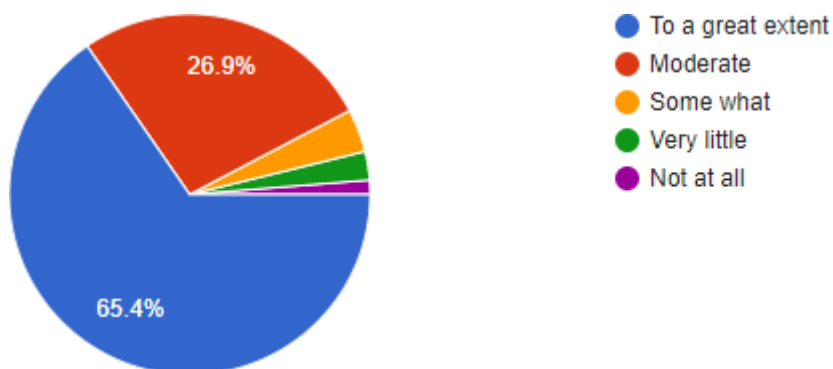
14. Teachers are able to identify your weaknesses and help you to overcome them.



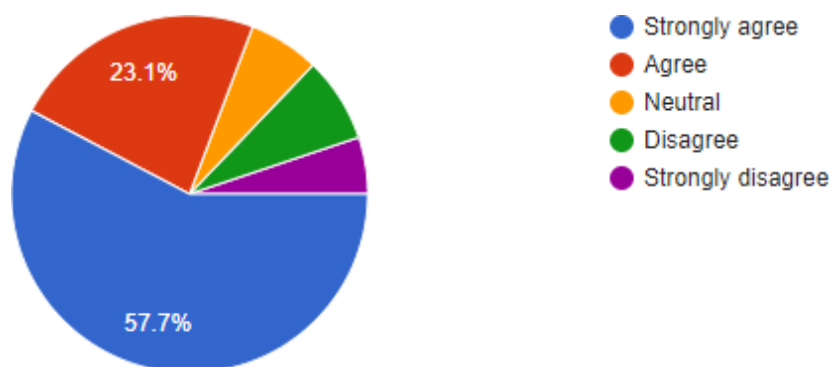
15. The institution makes effort to engage students in the monitoring, review and continuous quality improvement of the teaching learning process.



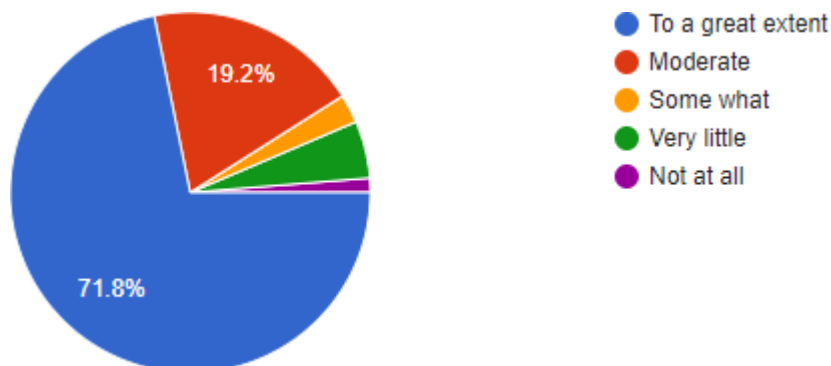
16. The institute/ teachers use student centric methods, such as experiential learning, participative learning and problem solving methodologies for enhancing learning experiences.



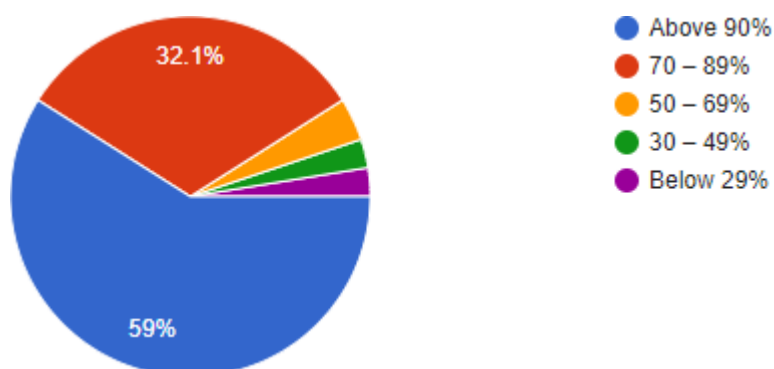
17. Teachers encourage you to participate in extracurricular activities.



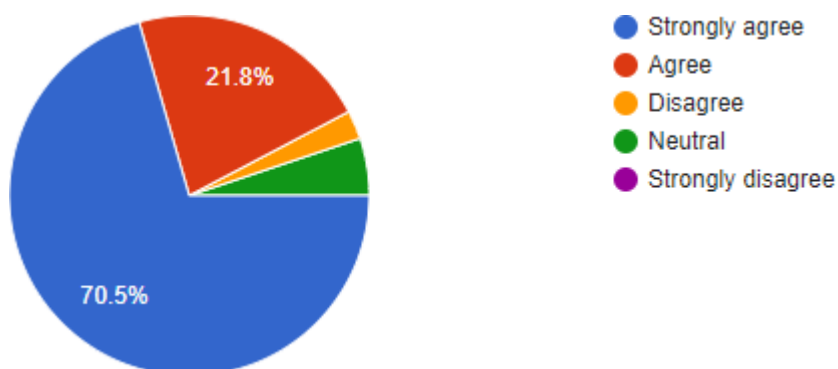
18. Efforts are made by the institute/teachers to inculcate soft skills, life's skills and employability skills to make you ready for the world of work.



19. What percentage of teachers use ICT tools such as LCD projector, Multimedia, etc. while teaching.



20. The overall quality of teaching-learning process in your institute is very good



21. Provide observation / suggestions to improve the overall teaching – learning experience in your institution.

Overall teaching learning experience is good

Technical subjects to be taught with examples and more clarification

Findings:

- 1) It is observed that 83.3 % students responded that 85% and more of their syllabus were covered in the class.
- 2) It is observed that 64.1% of students responded that their teachers preparation for the classes was satisfactory.
- 3) It is observed that 67.9% of students responded that teachers have an effective communication.
- 4) It is observed that 50% of students responded that the teacher's approach to teaching can best be described and 37.2% expressed that it is very good.
- 5) It is observed that 67.9% of students responded that teachers are always fair in the internal evaluation process and 21.8% felt that it is usually fair.
- 6) It is observed that 83.3% of students responded good about the teacher's discussing about their performance in assignments.
- 7) It is observed that 65.4% of students responded that the institute takes active interest in promoting internship, student exchange, and field visit opportunities for them regularly and 17.9% felt it is done often.
- 8) It is observed that 51.3% of students responded that the teaching and mentoring process in the institution facilitates them in cognitive, social and emotional growth significantly and 32.1% were of the opinion that the institution facilitates cognitive, social and emotional growth very well.

9) It is observed that 59% of students agreed that their institution provides multiple opportunities to learn and grow.

10) It is observed that 93.6% of students responded that their teachers every time and usually inform about expected competencies, course outcomes and programme outcomes.

11) It is observed that 89.8% of students responded that their mentor every time and usually does a necessary follow-up.

12) It is observed that 61.5% of students responded that their teachers every time illustrate the concepts through examples and applications and 29.5% set that the teachers usually illustrate the concepts through examples and applications.

13) It is observed that 88.4% of students responded that their teachers fully and reasonably identify the strength of students and encourage them with providing right level of challenges.

14) It is observed that more than 53.8% of students responded that their teachers are able to identify the students' weaknesses and help to overcome them and 32.1% of the teachers usually do it.

15) It is observed that 89.8% of students agreed that the institution makes effort to engage students in the monitoring, review and continuous quality improvement of the teaching learning process.

16) It is observed that 65.5% of students are agreed with the fact that, their institute/ teachers use student centric methods, such as experiential learning, participative learning and problem solving methodologies for enhancing learning experiences to a great extent and 26.9% expressed

that the teachers use student centric method moderately .

17) It is observed that 57.7% and 23.1% of student responded that they strongly agree that teachers encourage participation in extracurricular activities.

18) It is observe that 71.8% of students responded that to great extent the teachers inculcate soft skills, life skills and employability skills.

19) It is observed that 59% student responded that above 90% of teachers use ICT tools followed by 32.1% student responded between 70-89% and 10% responded between 50 to 69 %.

20) It is observed that 70.5% responded that they strongly agree and 21.8% agree that the overall quality of teaching-learning process in the institute is very good.



A handwritten signature in blue ink, appearing to read 'K. Uthayasuriyan'.

Dr. K. Uthayasuriyan, M.Com., M.B.A., M.Phil., Ph.D.,
Principal
Saradha Gangadharan College
Velrampet, Puducherry - 605 001.